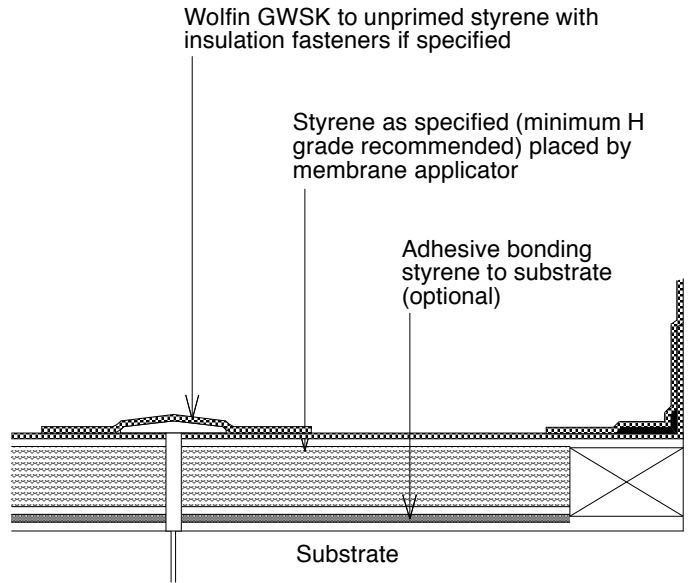


TYPICAL LAYUP
BALLASTED INSULATION

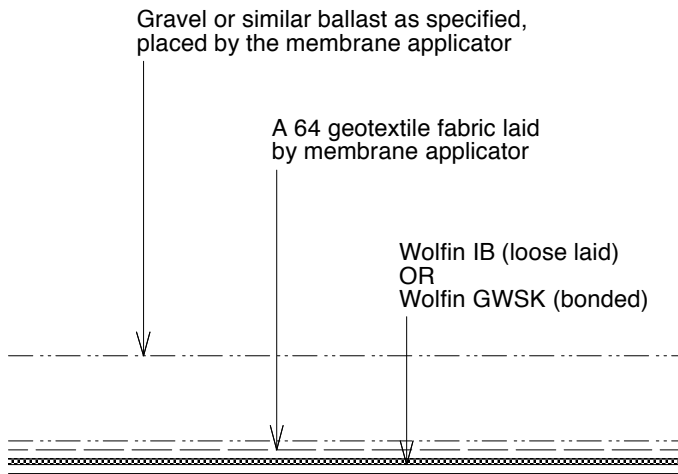
DETAIL SD 7.01



TYPICAL LAYUP
MEMBRANE OVER INSULATION
(EXPOSED - NO TRAFFIC)

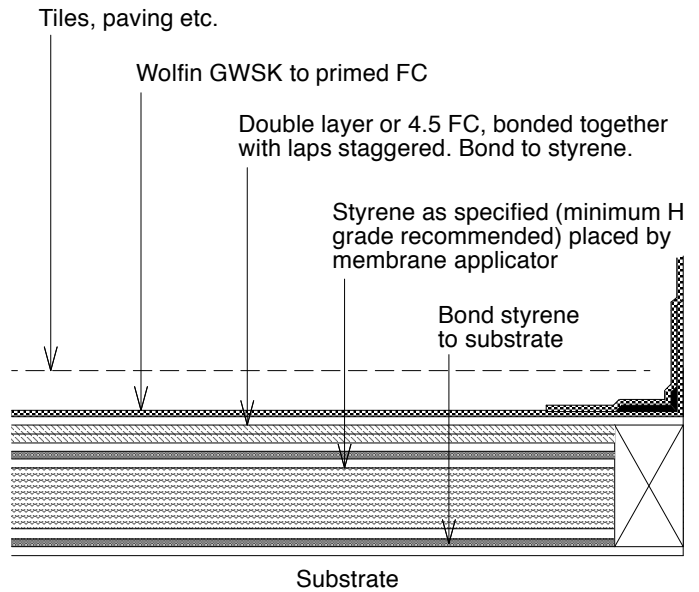
NOTE: Wolfin GWSK shown - may also be Wolfin IB fixed down with insulation fasteners at intervals as specified by WMA.
NOTE: always fix treated pine battens at perimeters

DETAIL SD 7.02



TYPICAL LAYUP
BALLASTED MEMBRANE

DETAIL SD 7.03



TYPICAL LAYUP
MEMBRANE OVER INSULATION
(TRAFFICABLE)

NOTE: May also be laid with membrane under. If so, delete battens and space FC 10 clear of membrane upturn. Dress gap with urethane

DETAIL SD 7.04

This drawing is intended to show basic principles and set minimum standards. Any variation in site conditions is to be referred to WMA for approval of the required detail. The thickness scale on this drawing is exaggerated for clarity.

COMMENTS / ASSOCIATED DRAWINGS

© WOLFIN MEMBRANES AUSTRALIA PTY LTD

Standard Guide Details

Typical Ballasted
and Insulation Layups
Details 7.01 to 7.04

Scale: 1 : 5

Date: Jan 2010

Dwg No: **SD - 7**